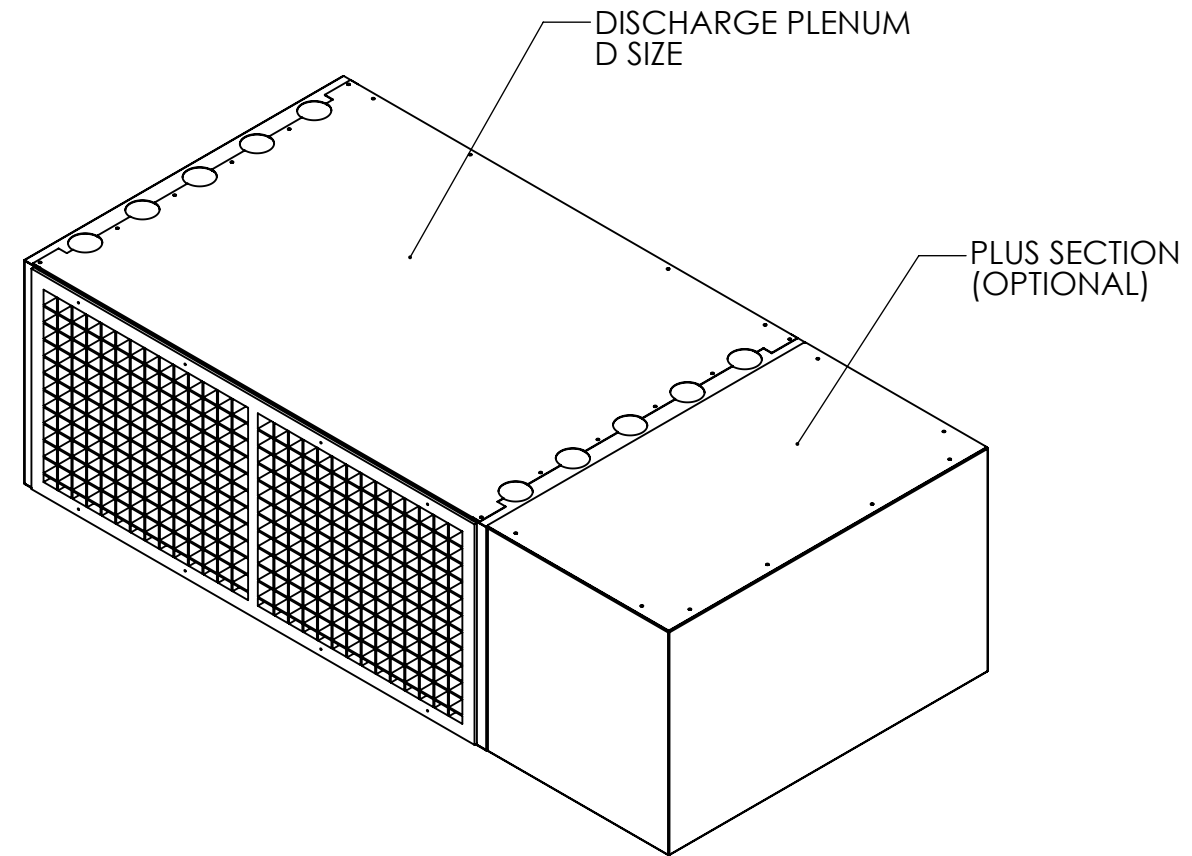
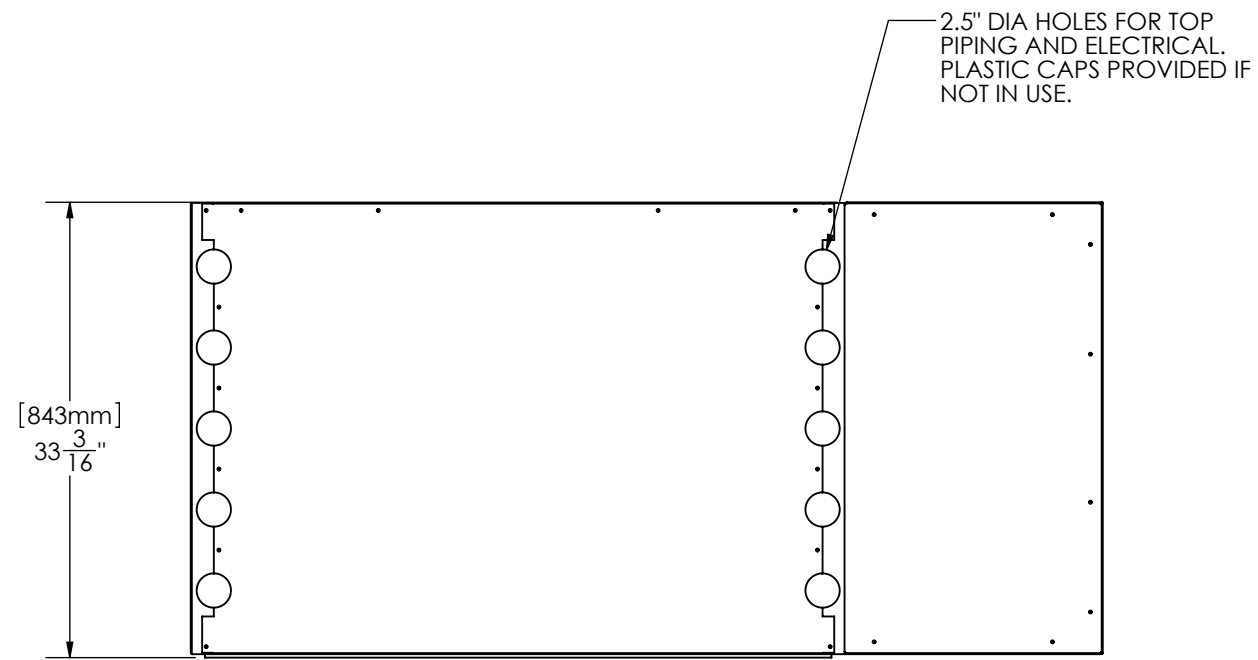
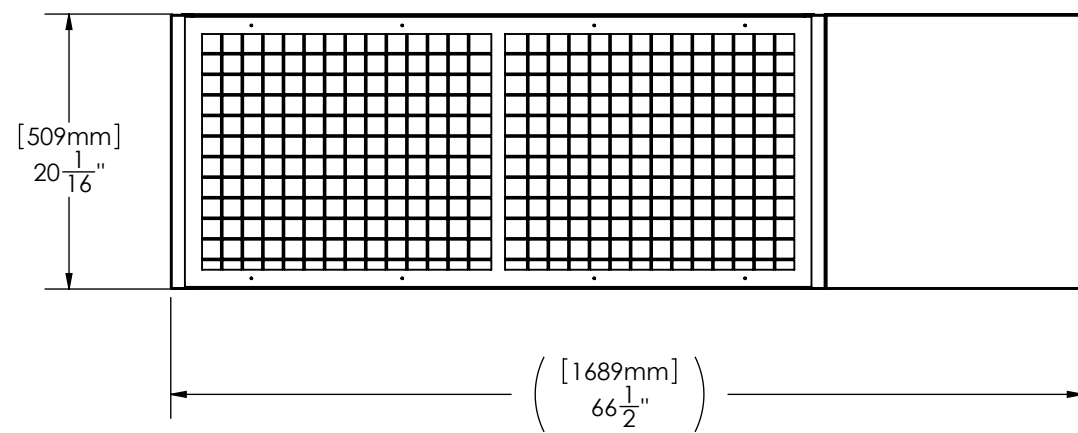


DATE PRINTED: 3/28/2013

REVISIONS			
REV.	DESCRIPTION	DATE	APPROVED
-	-	-	-
-	-	-	-



NOTES:



NOTE

THIS PLENUM CAN BE INSTALLED EITHER BEFORE OR AFTER PIPINGS ARE INSTALLED.

UNLESS OTHERWISE SPECIFIED
DIMENSIONS ARE IN INCHES
TOLERANCES:
FRACTIONAL ± 1/8
ANGULAR: ± 0.5° BEND ± 2°
DECIMAL
XXX = ± .010
XX = ± .020
X = ± .030
HOLE DIA. +.003/- .000

THIRD ANGLE PROJECTION



	BY	DATE
DRAWN	I.Z.	01/13/2010
CHECKED	P.S.	01/13/2010
CNC PROGRAM		
FINISH:		
MATERIAL	N/A	THICKNESS N/A



FINAL ASSEMBLY
DISCHARGE PLENUM, UPFLOW
D WITH PLUS A

PART NAME 500-500-0048

SIZE DWG. NO. B SPUP-DA

REV. SEE TABLE

CONFIDENTIAL: THE COPYRIGHT OF THIS DOCUMENT IS RESERVED BY CLIMATEWORX. THIS DOCUMENT IS ISSUED ON THE CONDITION THAT IT IS NOT COPIED, REPRODUCED OR DISCLOSED TO ANY OTHER PARTY WITHOUT WRITTEN CONSENT OF CLIMATEWORX.

BD	N/A	K	SCALE: 1:20	SHEET 1 OF 1
----	-----	---	-------------	--------------